



**Headline Findings:  
Across each of the UN Regions**



## Contents

1.0 DEMOGRAPHICS.....	3
2.0 ARTICLE 13 & 17: INFORMATION.....	4
3.0 ARTICLE 31: PLAY, REST AND LEISURE/ SUPPORT.....	4
4.0 ARTICLES 28 & 29: EDUCATION.....	6
5.0 ARTICLE 19: PROTECTION FROM VIOLENCE.....	7
6.0 ARTICLE 24 : ACCESS TO HEALTH SERVICES AND CORONAVIRUS PREVENTATIVE MEASURES.....	8
7.0 ARTICLE 27: ADEQUATE STANDARD OF LIVING.....	9
8.0 ARTICLE 12: GIVING CHILDREN'S VIEWS DUE WEIGHT.....	10

## 1.0 DEMOGRAPHICS

Responses were received from all five UN Regions: African group (Africa), Asia-Pacific group (AP), Eastern European group (EE), Western Europe and Others group (WEOG), and Latin America and Caribbean group (LAC). The majority of the survey's respondents came from LAC (69%, see Figure 1), this is made up of a large number of children from Costa Rica specifically (n=16,203). Across most regions, there was a relatively balanced split (EE was most disproportionate) amongst boys and girls (see Figure 2) and for all regions the mean age was between 14 and 15 years. There were no stark differences across regions in terms of positive Corvid diagnoses, Asia-Pacific ranked highest with 2% of respondents reporting that they have had Coronavirus.

Figure 1: UN Region Breakdown

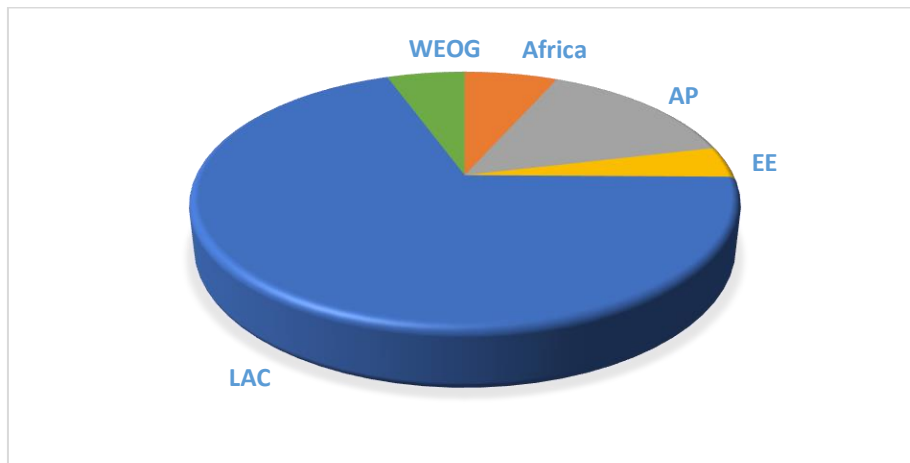
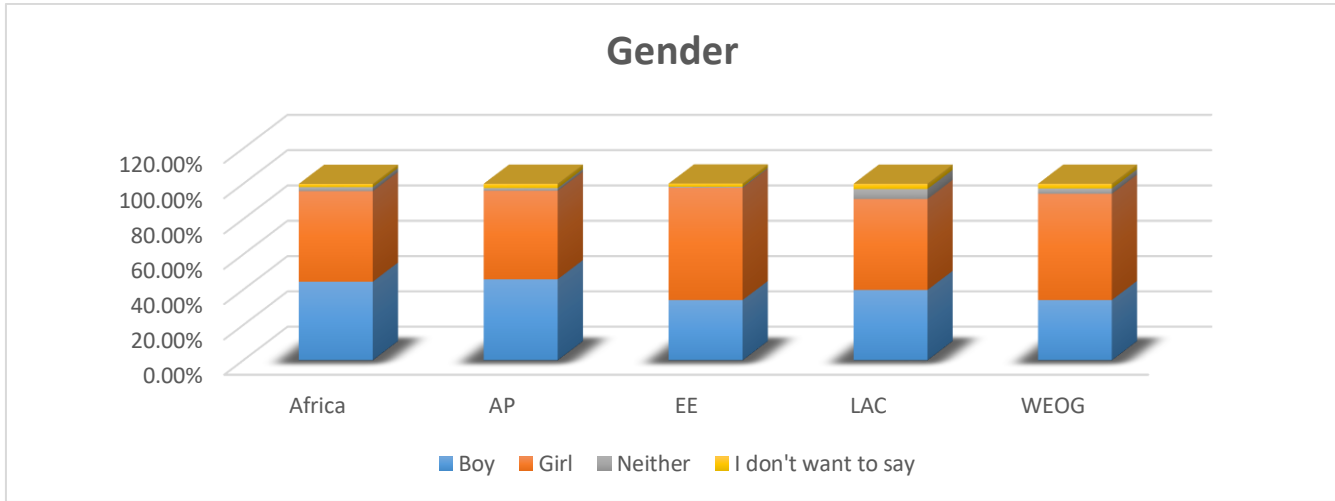


Figure 2: Gender breakdown



## 2.0 ARTICLE 13 & 17: INFORMATION

Across all regions, a large proportion of children reported that they would go to family for reliable information on Coronavirus. Compared to all other regions (Africa = 60%; AP= 56%; EE = 67%; LAC = 64%), more children from WEOG (73%) selected family.

Accessing information using the internet varied across each of the UN regions. Notably, a larger proportion (45%) of those from Africa reported that they were 'Never' able to access the internet when they want or need to, compared to, for example, 1% of those from EE (see Table 1).

Table 1: Ability to access internet

UN Regions	Are you able to access the internet when you want to or need to?				
	Never	Hardly ever	Sometimes	Often	Very often
African Group	44.5%	8.1%	27.0%	10.8%	9.5%
Asia-Pacific Group	21.9%	7.3%	36.2%	18.9%	15.7%
Eastern European Group	1.0%	1.9%	10.9%	30.9%	55.3%
Latin American and Caribbean Group	1.6%	5.8%	32.0%	19.6%	40.9%
Western European and Others Group	3.6%	5.4%	14.6%	19.8%	56.8%

## 3.0 ARTICLE 31: PLAY, REST AND LEISURE/ SUPPORT

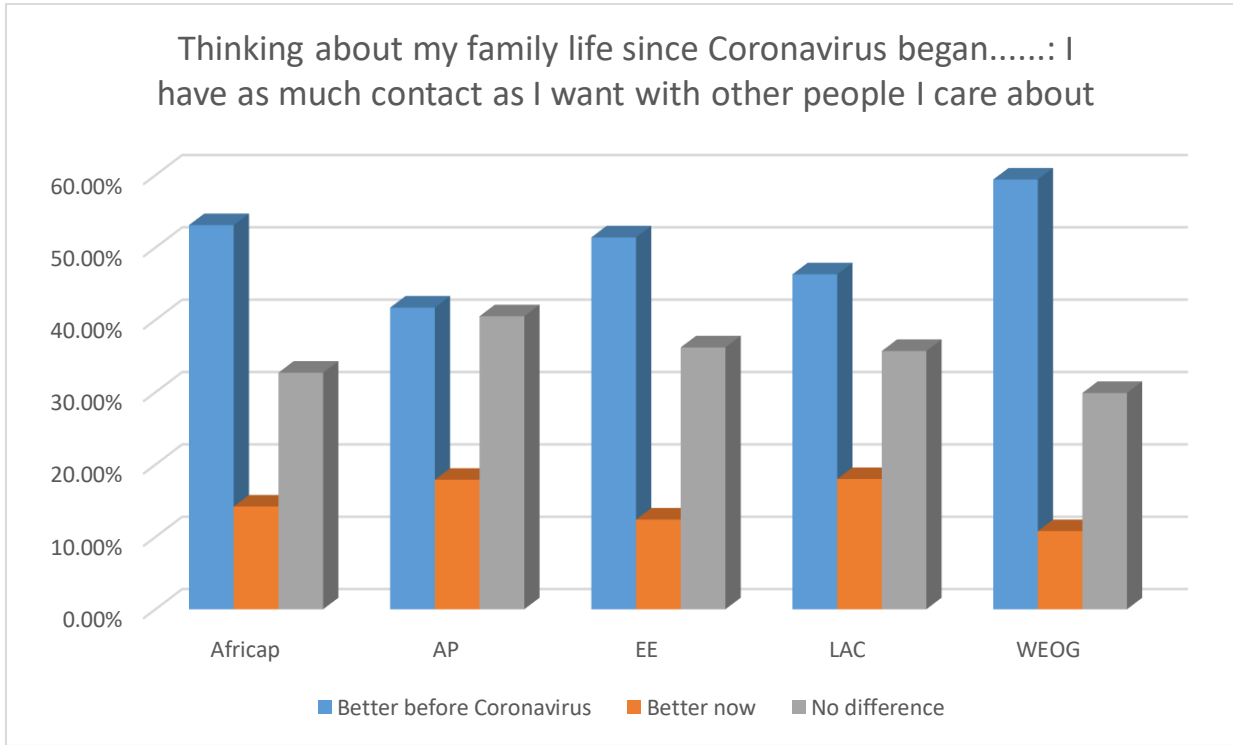
Across all UN regions, a large proportion of children reported that their play and leisure time was better before Coronavirus, e.g., their ability to spend their free time how they like, getting exercise, and, in particular, talking to friends. A greater proportion of children from Africa, compared to the other UN regions, reported that each of these activities were better before Coronavirus (see Table 2).

Table 2: Play and Leisure

UN Regions Thinking about my life since Coronavirus began.....:									
	I can play/spend my free time how I like in the place where I live			I can get as much physical exercise as I need			I get to talk to my friends (as much as I would like)		
	Better before	Better now	No difference	Better before	Better now	No difference	Better before	Better now	No difference
African Group	67.3%	15.1%	17.6%	53.8%	17.6%	28.5%	63.9%	13.4%	22.7%
Asia-Pacific Group	47.8%	24.9%	27.3%	39.0%	30.7%	30.3%	53.6%	17.5%	28.9%
Eastern European Group	33.3%	26.2%	40.5%	42.8%	20.8%	36.3%	53.4%	12.5%	34.1%
Latin American and Caribbean Group	38.5%	28.1%	33.4%	31.7%	36.0%	32.3%	55.6%	16.0%	28.4%
Western European and Others Group	36.4%	24.9%	38.7%	40.9%	26.6%	32.5%	54.4%	13.8%	31.8%

Similarly, when asked about contact with people they ‘care about’, across all regions there was a higher proportion of children reporting that their level of contact was better before Coronavirus (see Figure 3). This is likely due to school closures and limitations to socialising amongst friendship groups. Note that across all regions, approximately half the children (ranging from 44%-60 %) felt there was no difference pre and during Covid in terms of the amount of contact they had with their mum or dad.

Figure 3: Contact with people children care about



Across all regions, a larger proportion of children reported that they have an adult they can talk to ‘all the time’ if they require support, compared to having friends to talk to for support (see Table 3). Across both questions, more children from EE reported having an adult/friend to talk to ‘all the time’ when needed, compared to all other regions, particularly Africa and AP, where the lowest proportions were witnessed across both questions (See Table 3).

Table 3: Support from adults and friends

UN Regions	Thinking about my life since Coronavirus began.....:					
	I have an adult I can talk to (contact) if I need support			I have friends I can talk to (contact) if I need support		
	All the time	Sometimes	Never	All the time	Sometimes	Never
African Group	51.6%	39.9%	8.5%	28.1%	52.8%	19.0%
Asia-Pacific Group	46.0%	45.4%	8.6%	31.1%	58.9%	10.0%
Eastern European Group	84.1%	13.5%	2.4%	61.7%	33.5%	4.8%
Latin American and Caribbean Group	80.8%	15.7%	3.5%	48.8%	40.3%	11.0%
Western European and Others Group	73.7%	22.2%	4.1%	51.8%	39.7%	8.5%

## 4.0 ARTICLES 28 & 29: EDUCATION

Across all regions, the majority of children reported that they attended school before Coronavirus (see Table 4). Across all regions, there was a large proportion of children who reported that their education was better before Coronavirus, in terms of receiving a good education, getting support from teachers and confidence in attaining deserved grades. This seemed to be more of a concern in Africa, with more children in the Africa group reporting that all of these factors were better before Coronavirus, compared to all other UN regions (see Table 4).

Table 4: School and education – Better before Coronavirus

UN Regions	Before Coronavirus began, did you attend school?	Thinking about my life since Coronavirus began....		
		I am getting a good education	I can get support from my teachers when I need it	I am confident I will get the grades I deserve for my study
	% of Yes responses	Better before Coronavirus	Better before Coronavirus	Better before Coronavirus
African Group	87.1%	76.3%	69.2%	60.1%
Asia-Pacific Group	92.3%	63.2%	57.4%	51.7%
Eastern European Group	97.3%	59.4%	46.7%	31.6%
Latin American and Caribbean Group	98.9%	58.6%	38.7%	38.7%
Western European and Others Group	96.7%	65.1%	56.8%	46.2%

## 5.0 ARTICLE 19: PROTECTION FROM VIOLENCE

With regards to feeling safe in their homes, and believing other children are safe in their homes, across all regions, most children reported that safety was either the same as or more than before Coronavirus. There were slight variances across regions, for example, more children from Africa (27.4%) and AP (17.2%), compared to other regions, felt less safe than before (see Table 5). However, whilst a relatively small proportion of children from WEOG reported feeling personally less safe (8.1%), a larger proportion from this region (35%), compared to other regions, recognised that other children are not safe in their homes (see Table 5).

Table 5: Safety

UN Regions	Thinking about my life since Coronavirus began.....:
------------	--

	I feel safe at home/place where I live			I think that most children are safe in their homes		
	Less than before	Same as before	More than before	Less than before	Same as before	More than before
African Group	27.4%	41.7%	30.9%	28.2%	33.6%	38.2%
Asia-Pacific Group	17.2%	46.9%	36.0%	19.5%	38.0%	42.4%
Eastern European Group	6.1%	82.4%	11.6%	20.2%	63.8%	16.0%
Latin American and Caribbean Group	4.9%	55.5%	39.6%	14.1%	31.3%	54.6%
Western European and Others Group	8.1%	73.7%	18.2%	35.0%	43.5%	21.4%

## 6.0 ARTICLE 24: ACCESS TO HEALTH SERVICES AND CORONAVIRUS PREVENTATIVE MEASURES

Across all regions, the large majority of children (92%-99%) reporting having been taught to wash their hands with soap and water/ sanitiser for 20 seconds. And across all regions, a large proportion of children reported that they have soap and water to wash themselves to the same or greater extent than before Coronavirus (more children from Africa and AP reported 'less than before' compared to the other regions, see Table 6). With regard to accessing medical help, if required, across all regions, the majority of children reported that this was the same as or more than before Coronavirus. However, there were still large numbers of children, particularly, in Africa (29.7%) and AP (27.2%), who reported that their access to medical help was 'less than before'.

Table 6: Access to soap, water and medical help

UN Regions	Thinking about my life since Coronavirus began.....:								
	I have soap to wash myself with			I have water to wash myself with			I can access medical help if I need it		
	Less than before	Same as before	More than before	Less than before	Same as before	More than before	Less than before	Same as before	More than before
African Group	14.2%	35.8%	50.0%	10.6%	55.3%	34.0%	29.7%	44.8%	25.5%
Asia-Pacific Group	10.0%	35.2%	54.8%	7.6%	57.6%	34.8%	27.2%	42.6%	30.1%
Eastern European Group	1.4%	68.1%	30.5%	1.5%	84.5%	14.0%	22.4%	69.6%	8.0%
Latin American and Caribbean Group	2.7%	42.1%	55.2%	1.3%	74.5%	24.2%	19.7%	62.5%	17.7%



Western European and Others Group	2.2%	62.2%	35.6%	2.7%	81.5%	15.8%	17.2%	70.8%	12.0%
-----------------------------------	------	-------	-------	------	-------	-------	-------	-------	-------

## 7.0 ARTICLE 27: ADEQUATE STANDARD OF LIVING

A substantial proportion of children from Africa (42.1%) and AP (26.4%) reported that they have less food now than before Coronavirus (see Table 7). Additionally, large proportions of children from Africa (57.2%), AP (42.8%) and those from LAC (41.5%) also reported that those they live with have less money now in order to meet their needs (see Table 7). In terms of having enough clean water, across all regions, the majority reported they have the same as before coronavirus (see Table 7). Across all measures of standard of living, those least affected (i.e., smallest numbers of children reporting 'less than before') are the children from EE (see table 7).

Table 7: Adequate standard of living

UN Regions	Thinking about my life since Coronavirus began.....:								
	I have enough food			I have enough clean water to drink			The people I live with have enough money to meet my needs		
	Less than before	Same as before	More than before	Less than before	Same as before	More than before	Less than before	Same as before	More than before
African Group	42.1%	48.9%	9.0%	17.7%	68.8%	13.5%	57.2%	36.7%	6.1%
Asia-Pacific Group	26.4%	58.4%	15.3%	10.5%	74.3%	15.2%	42.8%	48.8%	8.5%
Eastern European Group	5.0%	85.8%	9.2%	1.5%	94.3%	4.2%	16.4%	79.4%	4.2%
Latin American and Caribbean Group	17.6%	65.5%	17.0%	1.8%	84.3%	13.9%	41.5%	53.3%	5.2%
Western European and Others Group	10.7%	77.1%	12.3%	4.8%	89.5%	5.7%	21.6%	72.8%	5.6%

## 8.0 ARTICLE 12: GIVING CHILDREN'S VIEWS DUE WEIGHT

And finally, in terms of giving children's views due weight, more children from Africa (30.4%) and AP (39.7%), compared to all other regions, reported that they think their government is listening to them when making decisions about how to handle Coronavirus (see Figure 4). With regard to children's involvement in decisions about where they live, across all regions, the majority of children felt there was no difference since Coronavirus (see Table 8). More children from LAC (26.4%) felt that their involvement in such decisions was better now, compared to, for example, children from EE (7.5%, see Table 8).

Figure 4: Government listening to children

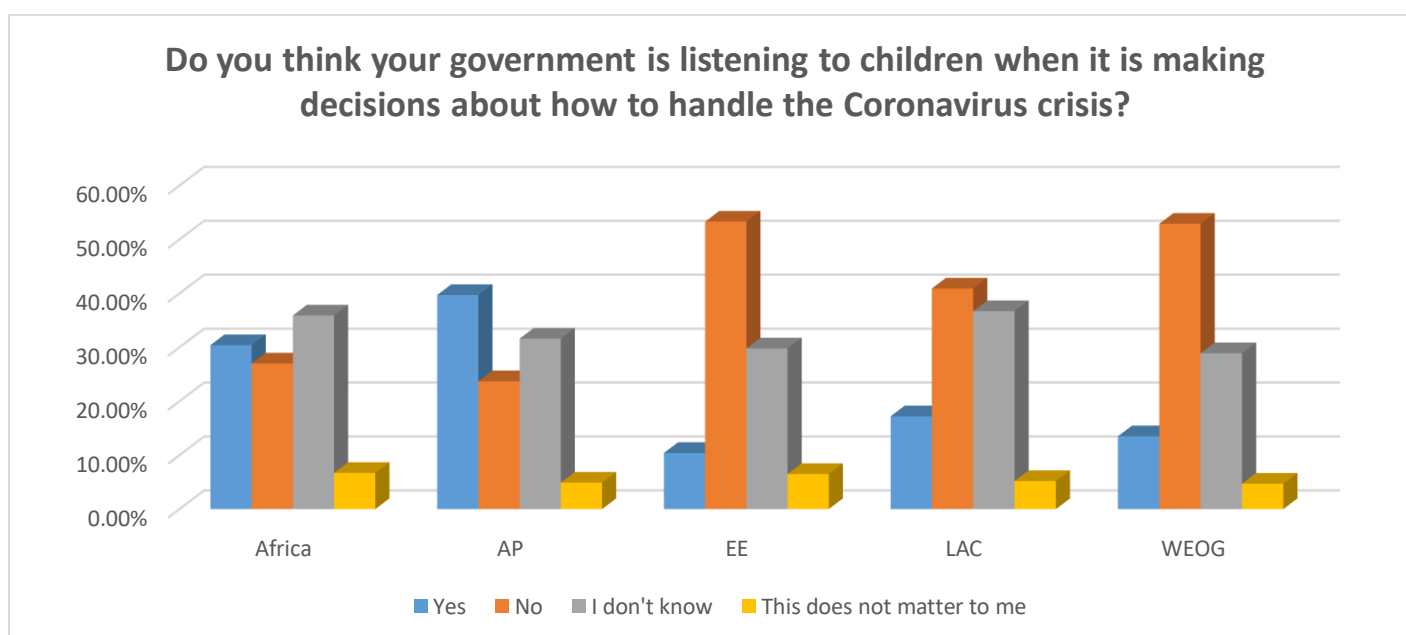


Table 8: Involvement in decisions

UN Regions	Thinking about my family life since Coronavirus began.....: I am involved in decisions about where I live		
	Better before Coronavirus	Better now	No difference
African Group	26.1%	15.9%	58.0%
Asia-Pacific Group	26.7%	20.2%	53.1%
Eastern European Group	14.3%	7.5%	78.3%
Latin American and Caribbean Group	9.7%	26.4%	63.9%
Western European and Others Group	11.3%	10.4%	78.3%

\*\*\*